

Scaled data based on original data using  
LM-79-08 Approved Method: Electrical and Photometric Measurements of Solid-  
State Lighting Products

Test Report Prepared for  
Cooper Lighting Solutions  
(formerly Eaton)

Brand: STREETWORKS

Report Number: P316207

Luminaire Tested: **GAN-SA3C-750-U-5WQ**

Issue Date: 3/3/2020

**Test Information**

Test Method: LM-79-08  
Report Number: P316207  
TEST IS SCALED FROM IESNA LM-79-08 TEST DATA (G2-1903-205-2)  
Test Lab: INNOVATION CENTER  
Issue Date: 3/3/2020  
Manufacturer: COOPER LIGHTING SOLUTIONS (FORMERLY EATON)  
Product Line: STREETWORKS  
Catalog Number: GAN-SA3C-750-U-5WQ  
Description: GALLEON AREA AND ROADWAY LUMINAIRE  
(3) 70 CRI, 5000K, 1050mA LIGHTSQUARES WITH 16 LEDS EACH AND TYPE V WIDE OPTICS  
Light Source: -  
Ballast/Driver: ELECTRONIC DRIVER

**Summary**

Lumens per Lamp: N/A  
Luminaire Lumens: 22744 lumens  
Efficiency: N/A  
Efficacy: 137.0 lumens/watt  
Luminous Opening: Rectangular (W 1' x L: 1' x H: 0')  
IES Classification: Type V - Short  
BUG Rating: B5 - U0 - G3

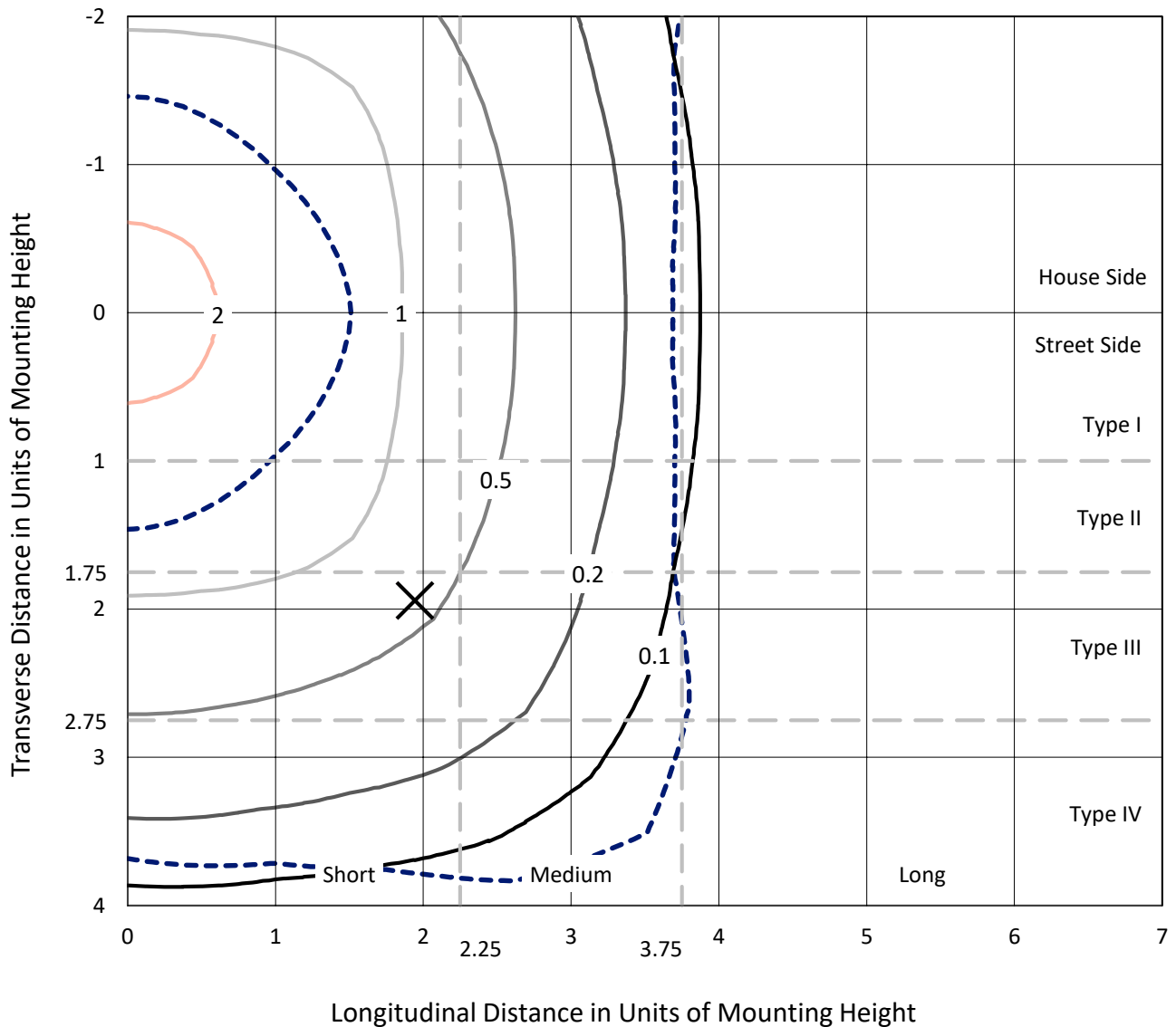
Input Watts (W): 166  
Input Voltage (V): NR  
Input Current (Ain): NR  
Voltage Rise (V): NR  
Power Factor: NR  
Total Harmonic Distortion (THDi): NR  
Frequency (hertz): 60  
Stabilization Time: NR  
Operation Time: NR  
Ambient Temperature (°C): NR  
Test Distance: 24 FT



REPORT NUMBER: P316207  
 CATALOG NUMBER: GAN-SA3C-750-U-5WQ

### Iso-Footcandle Lines of Horizontal Illumination

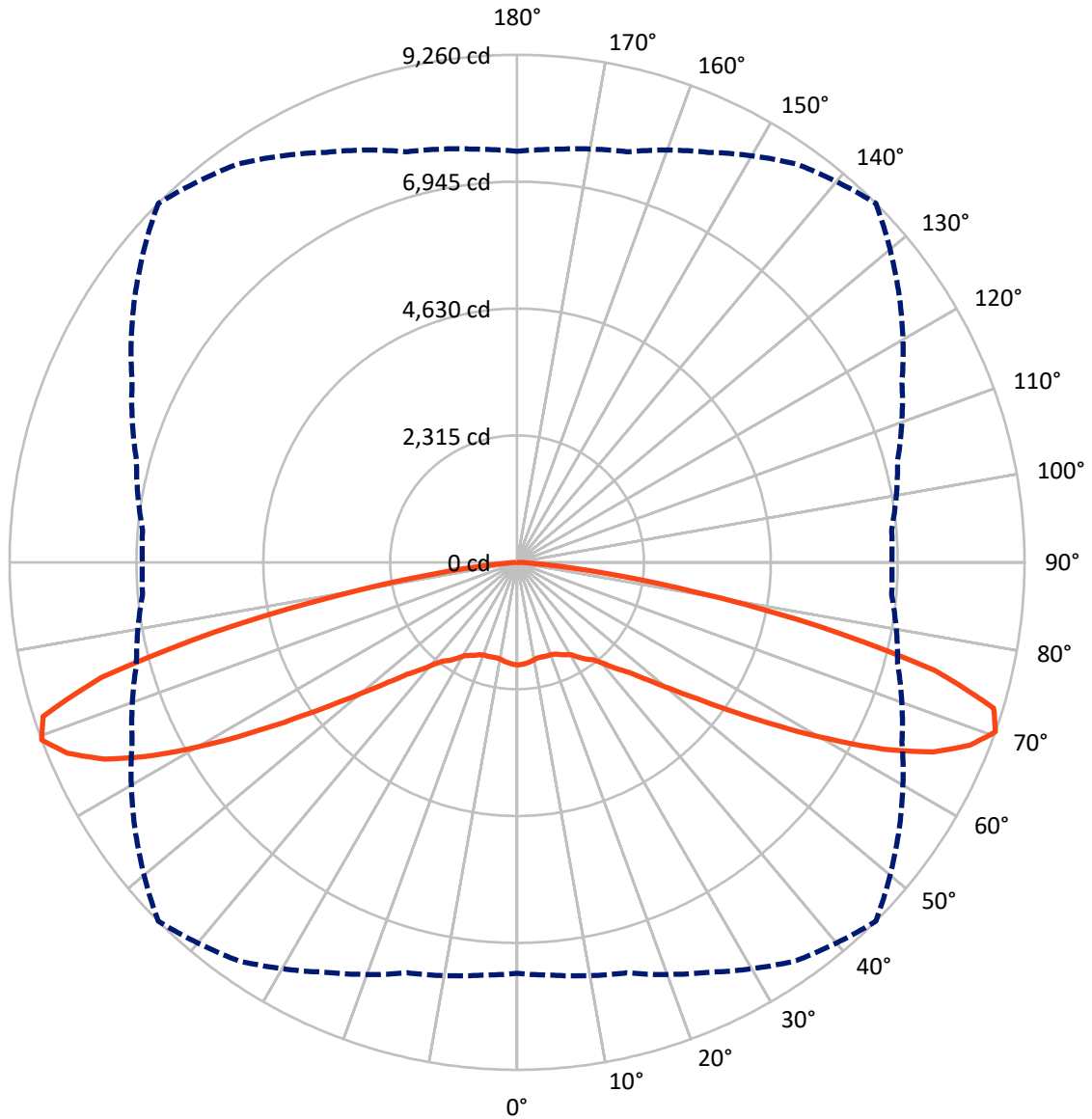
× Max cd  
 - - - 1/2 Max cd



Based on 25 foot mounting height. Maximum calculated value = 3 fc  
 Type V - Short - N/A

REPORT NUMBER: P316207  
CATALOG NUMBER: GAN-SA3C-750-U-5WQ

### Luminous Intensity Polar Plot



— Vertical Plane Through 45-Deg Lateral    - - - Horizontal Cone Through 70-Deg Vertical

REPORT NUMBER: P316207  
 CATALOG NUMBER: GAN-SA3C-750-U-5WQ

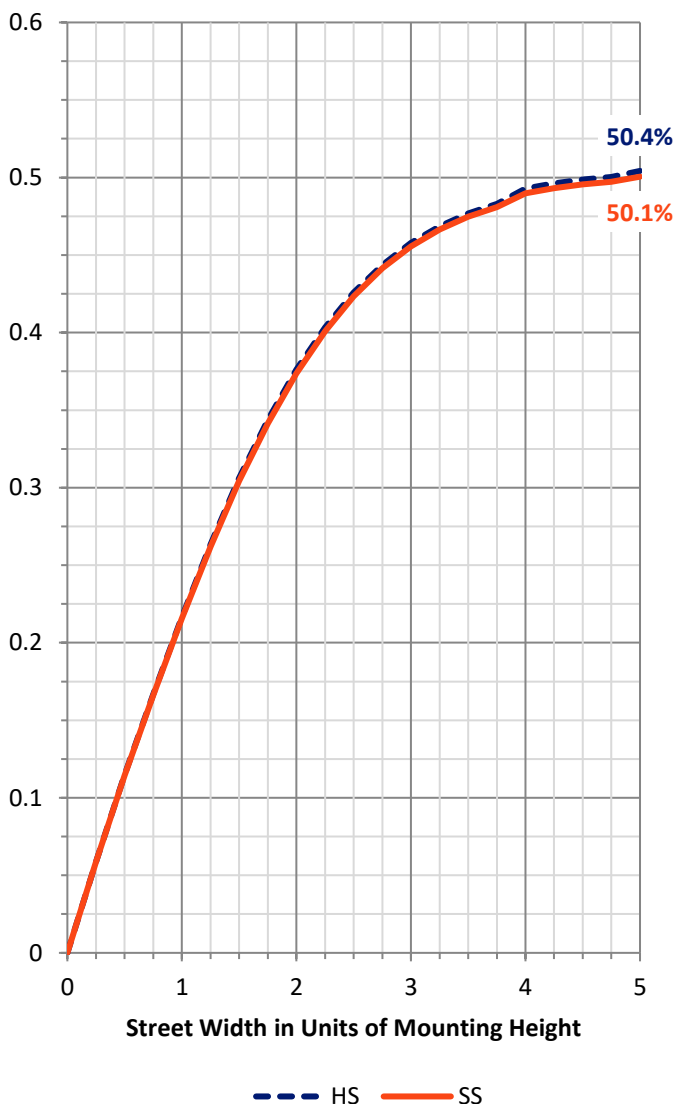
**FLUX DISTRIBUTION:**

		Downward	Upward	Total
<b>House Side</b>	Lumens	11372.0	0.0	11372.0
	% Fixture	50.0	0.0	50.0
<b>Street Side</b>	Lumens	11372.0	0.0	11372.0
	% Fixture	50.0	0.0	50.0
<b>Total</b>	Lumens	22744.0	0.0	22744.0
	% Fixture	100.0	0.0	100.0

**Coefficient of Utilization**

**ZONAL LUMENS:**

Zone	Lumens	% Fixture
0°-10°	174.7	0.8
10°-20°	510.3	2.2
20°-30°	870.1	3.8
30°-40°	1359.5	6.0
40°-50°	2304.1	10.1
50°-60°	4201.7	18.5
60°-70°	7233.4	31.8
70°-80°	5669.8	24.9
80°-90°	420.4	1.8
90°-100°	0.0	0.0
100°-110°	0.0	0.0
110°-120°	0.0	0.0
120°-130°	0.0	0.0
130°-140°	0.0	0.0
140°-150°	0.0	0.0
150°-160°	0.0	0.0
160°-170°	0.0	0.0
170°-180°	0.0	0.0
0°-90°	22744.0	100.0
0°-180°	22744.0	100.0



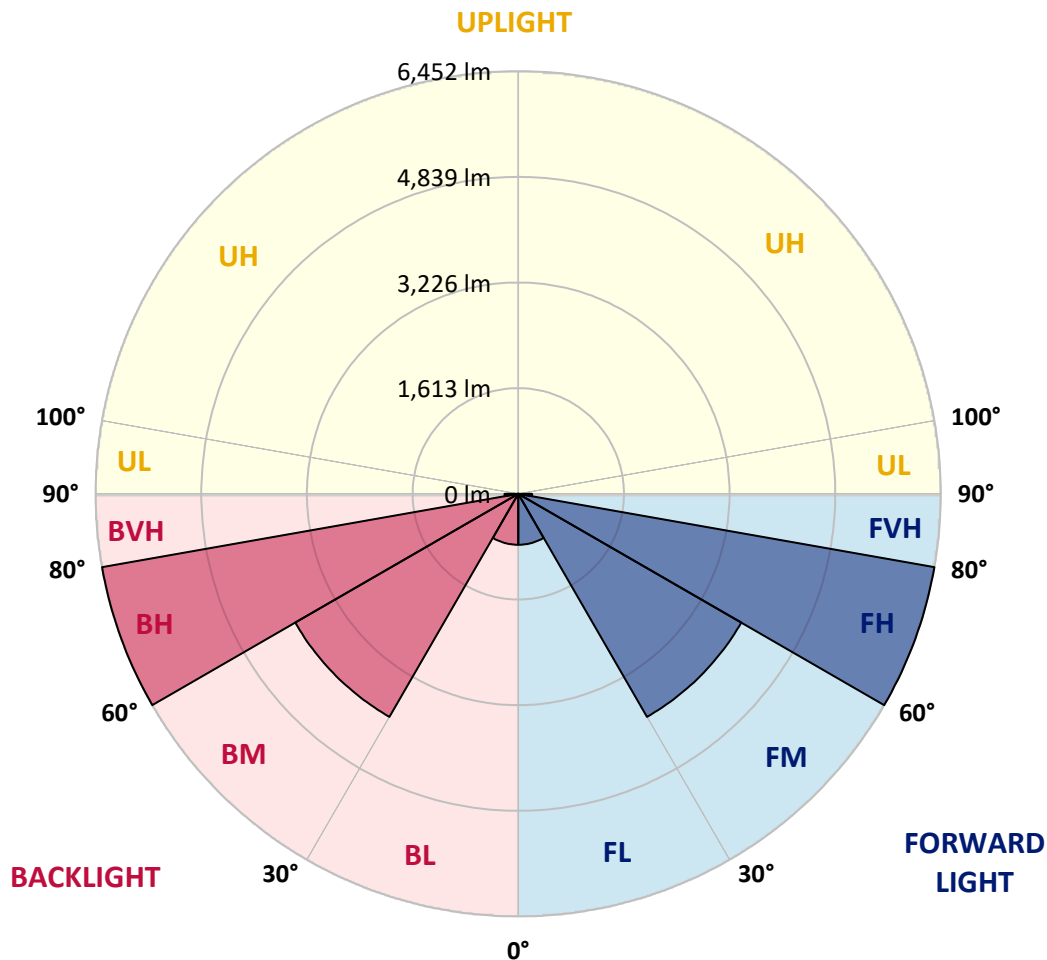
REPORT NUMBER: P316207  
 CATALOG NUMBER: GAN-SA3C-750-U-5WQ

**LUMINAIRE CLASSIFICATION SYSTEM LUMEN TABLE AND BUG RATING:**

Zone	Lumens	% Fixture	Zone Rating/Lumen Limit		
			B	U	G
FL (0°-30°)	777.5	3.4			
FM (30°-60°)	3932.6	17.3			
FH (60°-80°)	6451.6	28.4			G3/7500
FVH (80°-90°)	210.2	0.9			G2/225
BL (0°-30°)	777.5	3.4	B2/1000		
BM (30°-60°)	3932.6	17.3	B3/5000		
BH (60°-80°)	6451.6	28.4	B5		G3/7500
BVH (80°-90°)	210.2	0.9			G2/225
UL (90°-100°)	0.0	0.0		U0/0	
UH (100°-180°)	0.0	0.0		U0/0	

**BUG Rating: B5-U0-G3**

Type V Short





REPORT NUMBER: P316207  
 CATALOG NUMBER: GAN-SA3C-750-U-5WQ

**CANDELA DISTRIBUTION (FULL):**

	0°	5°	15°	25°	35°	45°	55°	65°	75°	85°	90°
0°	1871.8	1871.8	1871.8	1871.8	1871.8	1871.8	1871.8	1871.8	1871.8	1871.8	1871.8
2.5°	1863.6	1865.8	1863.6	1865.1	1861.3	1862.8	1862.8	1862.8	1862.1	1862.8	1861.3
5°	1847.0	1848.5	1845.5	1847.0	1844.7	1847.0	1847.8	1847.0	1845.5	1846.3	1843.2
7.5°	1822.2	1823.7	1821.4	1823.7	1820.7	1824.4	1823.7	1821.4	1819.2	1819.2	1816.2
10°	1808.6	1809.4	1803.4	1801.1	1794.3	1795.8	1798.1	1800.4	1802.6	1807.1	1806.4
12.5°	1809.4	1809.4	1800.4	1790.6	1780.8	1783.1	1786.8	1795.1	1804.1	1812.4	1813.2
15°	1816.9	1816.2	1802.6	1786.8	1780.0	1786.8	1789.1	1794.3	1808.6	1822.9	1823.7
17.5°	1822.2	1822.2	1801.1	1783.1	1782.3	1792.8	1792.1	1794.3	1810.1	1831.2	1832.0
20°	1832.0	1832.0	1804.9	1785.3	1785.3	1796.6	1797.4	1801.1	1816.9	1840.2	1844.0
22.5°	1853.8	1854.5	1825.9	1810.1	1811.6	1818.4	1820.7	1826.7	1841.0	1866.6	1871.1
25°	1884.6	1886.1	1856.8	1847.8	1853.0	1865.8	1864.3	1868.8	1884.6	1909.5	1914.0
27.5°	1927.5	1923.7	1896.7	1892.9	1898.2	1907.2	1906.4	1907.2	1920.0	1942.6	1947.8
30°	1983.2	1981.7	1962.1	1964.4	1962.1	1959.1	1959.9	1965.9	1972.6	1990.7	1996.0
32.5°	2037.4	2038.9	2026.8	2038.1	2054.7	2065.9	2048.6	2032.1	2024.6	2034.3	2038.9
35°	2135.2	2138.9	2120.1	2112.6	2135.2	2168.3	2119.4	2092.3	2107.3	2120.1	2123.9
37.5°	2301.4	2303.7	2272.1	2242.0	2225.4	2257.0	2208.1	2210.4	2263.1	2287.1	2286.4
40°	2491.0	2491.8	2470.7	2444.4	2415.8	2423.3	2403.7	2409.8	2444.4	2466.2	2472.2
42.5°	2716.7	2714.5	2681.4	2643.7	2635.5	2643.0	2609.9	2605.4	2645.2	2684.4	2685.1
45°	3009.4	3004.1	2961.2	2919.9	2880.0	2863.4	2855.1	2877.0	2931.9	2968.0	2968.8
47.5°	3324.6	3310.3	3287.7	3254.6	3220.0	3203.5	3189.9	3200.5	3240.3	3254.6	3256.1
50°	3648.9	3651.9	3656.4	3643.6	3630.8	3625.6	3590.2	3569.9	3581.9	3555.6	3551.8
52.5°	4033.3	4039.3	4083.0	4119.8	4141.7	4152.9	4086.0	4016.0	3976.9	3925.7	3910.7
55°	4487.0	4496.8	4560.7	4663.0	4768.4	4824.0	4702.9	4572.0	4450.9	4355.3	4324.5
57.5°	4992.6	5009.9	5097.9	5294.3	5510.2	5641.8	5437.2	5199.5	4965.5	4827.8	4803.7
60°	5585.4	5602.0	5723.8	6005.2	6355.1	6552.9	6243.0	5854.0	5562.8	5431.2	5386.8
62.5°	6291.1	6292.6	6442.3	6771.1	7233.0	7508.4	7088.6	6568.7	6268.5	6109.8	6066.9
65°	7050.2	7054.0	7209.0	7564.1	8041.8	8341.2	7867.3	7325.6	6958.4	6724.5	6691.4
67.5°	7586.6	7602.4	7765.7	8193.0	8639.9	8910.0	8419.5	7807.1	7382.8	7103.6	7075.8
70°	7500.9	7562.6	7754.4	8253.2	8874.7	9259.9	8509.0	7749.9	7190.2	6860.6	6837.3
72.5°	6541.6	6659.8	6915.6	7570.1	8563.9	9094.3	8020.7	6941.1	6307.7	6027.0	5984.9
75°	4454.6	4646.5	5032.4	5976.6	7316.6	7874.0	6752.3	5534.2	4938.4	4550.2	4521.6
77.5°	1986.2	2029.8	2518.9	3606.0	5049.0	5654.6	4906.0	3620.3	2717.5	2167.5	2051.6
80°	553.7	560.5	747.8	1342.9	2527.1	3322.4	2713.0	1410.6	793.0	559.0	526.6
82.5°	176.0	191.1	233.2	348.3	849.4	1516.0	872.0	376.2	267.8	213.7	192.6
85°	85.8	85.0	118.1	141.4	216.7	335.5	231.0	174.5	152.7	101.6	91.8
87.5°	36.1	36.9	54.9	49.7	63.2	54.2	74.5	78.2	82.0	45.1	39.1
90°	0.0	0.0	0.0	0.0	0.0	0.0	0.0	0.0	0.0	0.0	0.0

(END OF REPORT)